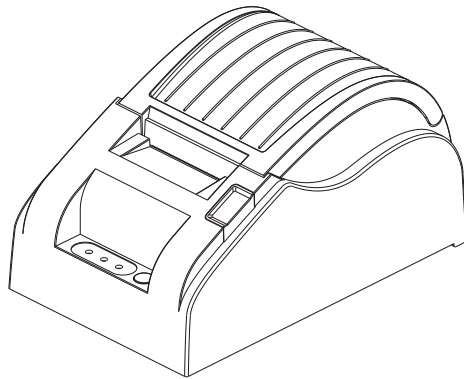


Specification

Pd290 THERMAL RECEIPT PRINTER



Proficient in Commercial POS Receipt printers

Safety Notice:

- * Don't touch the Head of printer with anything.
- * Don't touch the cutter blade.
- * Don't bend the power cord excessively or place any heavy objects onto it.
- * Don't use the printer when it is out of order. This can cause a fire or and electrocution.
- * Only use the power cord excessively or place any heavy objects onto it.
- * When connecting or disconnecting the plug, always hold the plug-not the cord.
- * Keep the desiccant out of children's reach.
- * Use only approved accessories and do not try to disassemble, repair or remodel it for yourself.
- * Install the printer on the stable surface. Choose firm, level surface where avoid vibration.
- * Don't let water or other foreign objects in the printer.
- * Don't connect a telephone line into the peripheral drive connector.
- * We recommend that you unplug the printer from the power outlet if no use it for long periods .

Available fields:

- * Print POS system Receipts
- * Print EFT POS system Receipts
- * Print Gym, Post, hospital, civil aviation system Receipts
- * Print Inquiry, Service system Receipts
- * Print Instrument test Receipts
- * Print Tax, Tab Receipts

Main Features:

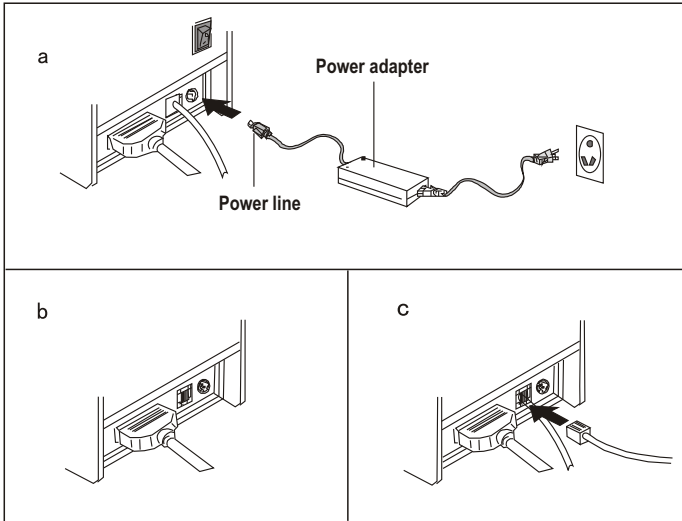
- * Support Ethernet printing
- * Support 60K Bytes NV Logo download print, which is convenient for storing and printing Logo or trademarks
- * Support up to 25 international language character sets.
- * Optional GB18030 Chinese character set
- * Inpect printing status
- * Support Parallel, Serial, USB, Ethernet interfaces.
- * Additional ESC/POS commands than old version models. More compatibility, more convenient, flexible to operate.
- * Support various print effects for characters, such as 1-8 class enlarged, bold, underline, 90-degree rotation, inversion, contrary and etc.
- * The print speed of bitmap character is the same with high print speed by built-in font.

Technique Spec.

Print method	Thermal line printing
Print speed	90mm/ secretary.
Paper width	57.5 ± 0.5mm
Print columns	384dots/line
Character	ANK Character: Font A: 12 × 24dots Simplify/Traditional: 24 × 24 dots
Print command	Compatible with ESC/POS
Interface	Parallel/Serial/Wireless/USB/Ehernet
Barcode mode	UPC-A/UPC-E/JAN13(EAN13)/JAN8(EAN8)/ CODE39/ITF/CODABAR/CODE93/CODE128
Reliability print	50Km
Paper thickness	0.06~0.08mm
Adaptor power input	AC 110V/220V, 50~60Hz
Powersupply	DC 12V/3A
Power adapter	Input:AC110V/220V,50 ~ 60HZ Output:DC 12V/3A
Cash Drawer	DC 12V/1A
Work Temperature	0~45°C Dampness: 10~80%
Storage temperature	-10~50°C, Dampness: 10~90%

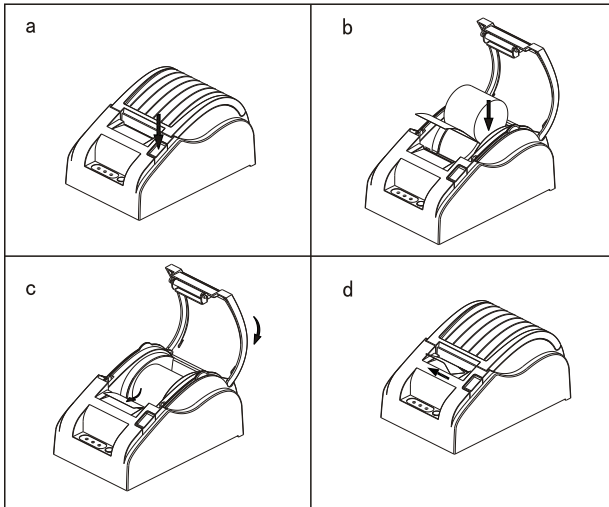
Connection

- a. Connect the adapter cable to power connector of the printer.
- b. Connect the interface cable to the connector on the rear panel of the printer.
- c. Connect the cash drawer's RJ-11 phone jack to the connector on the rear panel.



Paper Roll Installation

- a. Open the top cover, install the paper roll as the picture showing direction.
- b. Set the paper roll into the hollow, and pull on the leading edge of the paper towards you as shown.
- c. Press the center of printer cover firmly to prevent paper miss loading.
- d. Tear off the paper outside the cover as shown.



Print character:

ANK Character, custom/times of character print. adjust row space.

Font A: 12×24 dots, $1.50 \times 3.00\text{mm}$ (W \times H)

Simplify/Traditional: 24×24 dots, $3.00 \times 3.00\text{mm}$ (W \times H)

International code:

PC347 (Standard Europe) /Katakana/PC850 (Multilingual) /

PC860 (Portuguese) /PC863 (Canadian-French) /PC865 (Nordic) /

West Europe/Greek/Hebrew/East Europe/Iran/

WPC1252/PC866 (Cyrillic#2) /PC852 (Latin2) /PC858/IranII/

Latvian/Arabic/PT151 (1251)

Barcode mode:

UPC-A/UPC-E/JAN13 (EAN13) /JAN8 (EAN8) /CODE39/ITF/CODABAR/

CODE93/CODE128

 **WARNING:**

All rights reserved. No part of this publication may be reproduced, stored in a retrieval, or transmitted in any form or by any means, electronic, mechanical, photocopying, recording, or otherwise. The company reserves the rights of modifications of manufacture technology, assembly, software and hardware without notice. Contact your franchiser if you need further information about the product.

